



CITY OF COLLEGE PARK, GEORGIA

FY2024-2025
Recommended
Budget Overview

BUDGET OVERVIEW

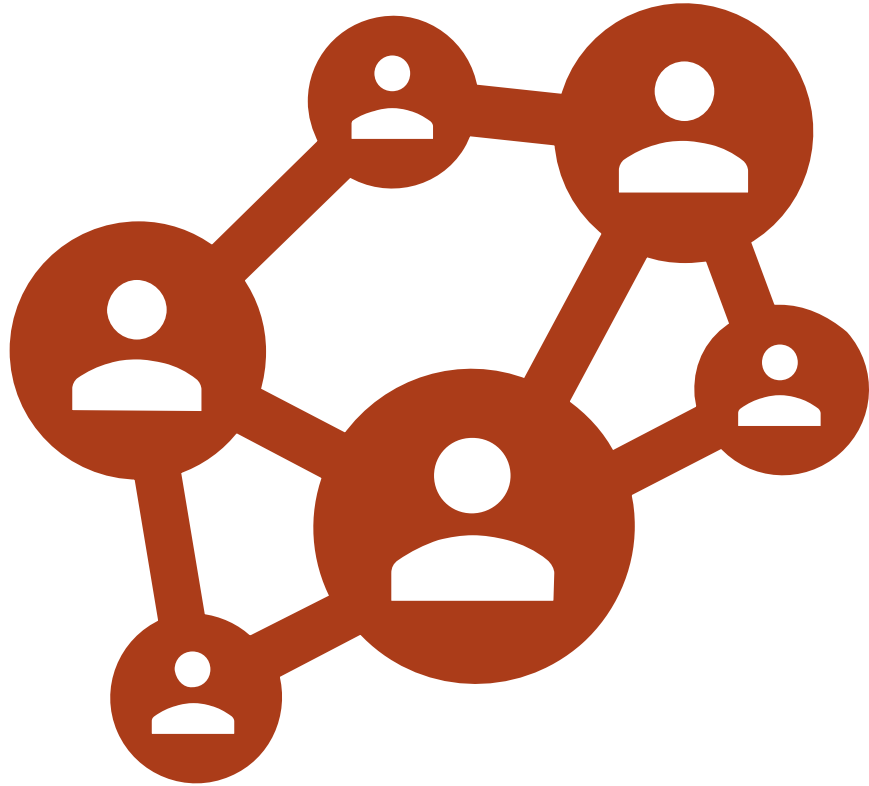
FY2024-2025 City-wide recommended budget - **\$191,275,309** – (FY 2023/2024 amended budget **\$180,337,470** - *This figure includes capital projects carry forwards and budget amendments*) Adopted budget - **\$170,883,362**

FY2024-2025 General Fund recommended budget **\$45,649,378** (FY 2023/2024 amended budget **\$46,704,124**) Adopted budget - **\$43,923,265**

FY 2024-2025 recommended budget includes **\$14,736,905** in capital improvements and equipment and vehicle replacements Citywide. (*There is \$50,000 budgeted in the General Fund for capital outlay FY2024-2025*)

Community Enhancement Priorities – Estimated Cost - **\$4 million**
(*Funded by Car Rental Tax and Hotel/Motel Tax Fund*)


The recommended budget was prepared using the current operating millage rate of 12.619.



Community Enhancements Priorities

- Community Enhancement Priorities encompass various initiatives aimed at improving and enriching the lives of residents within the community. These initiatives may include projects and programs geared towards infrastructure development, social welfare, cultural enrichment, environmental sustainability, and other endeavors designed to elevate the overall well-being of the community.

Community Enhancements Priorities



- ❖ Price Barbershop Museum Project
- ❖ Main Street Depot Transformation to Tourism Welcome Center
- ❖ Conley Recreation Center Enhancements (painting, flooring, etc.)
- ❖ City Hall Lawn Improvement Project
- ❖ Barrett Park Playground Renovations
- ❖ Legislative Intern Compensation
- ❖ Brady Trail Restoration Effort

Community Enhancements Priorities



- ❖ Installation of Flashing Walkway on Main Street by Nouveau
- ❖ Enhancements to the Brady Center
- ❖ Community Assistance/Engagement Initiative
- ❖ Youth Golf Camp and Training Program
- ❖ Artistic Mural and Beautification Project on Main Street and Virginia Avenue
- ❖ Part-time Legislative Assistant Position

- ❖ Community Literacy Program
- ❖ Community Resource Center
- ❖ Community Urban Garden
- ❖ Implementation of Trash Receptacles
- ❖ Acquisition of a Sprinter Vans for Parks & Recreation
- ❖ Installation of a Flashing Crosswalk on Sullivan Road
- ❖ Part-time Community Resource Officers & Electric Vehicles
- ❖ Supplemental Community Engagement Funds

Community Enhancements Priorities

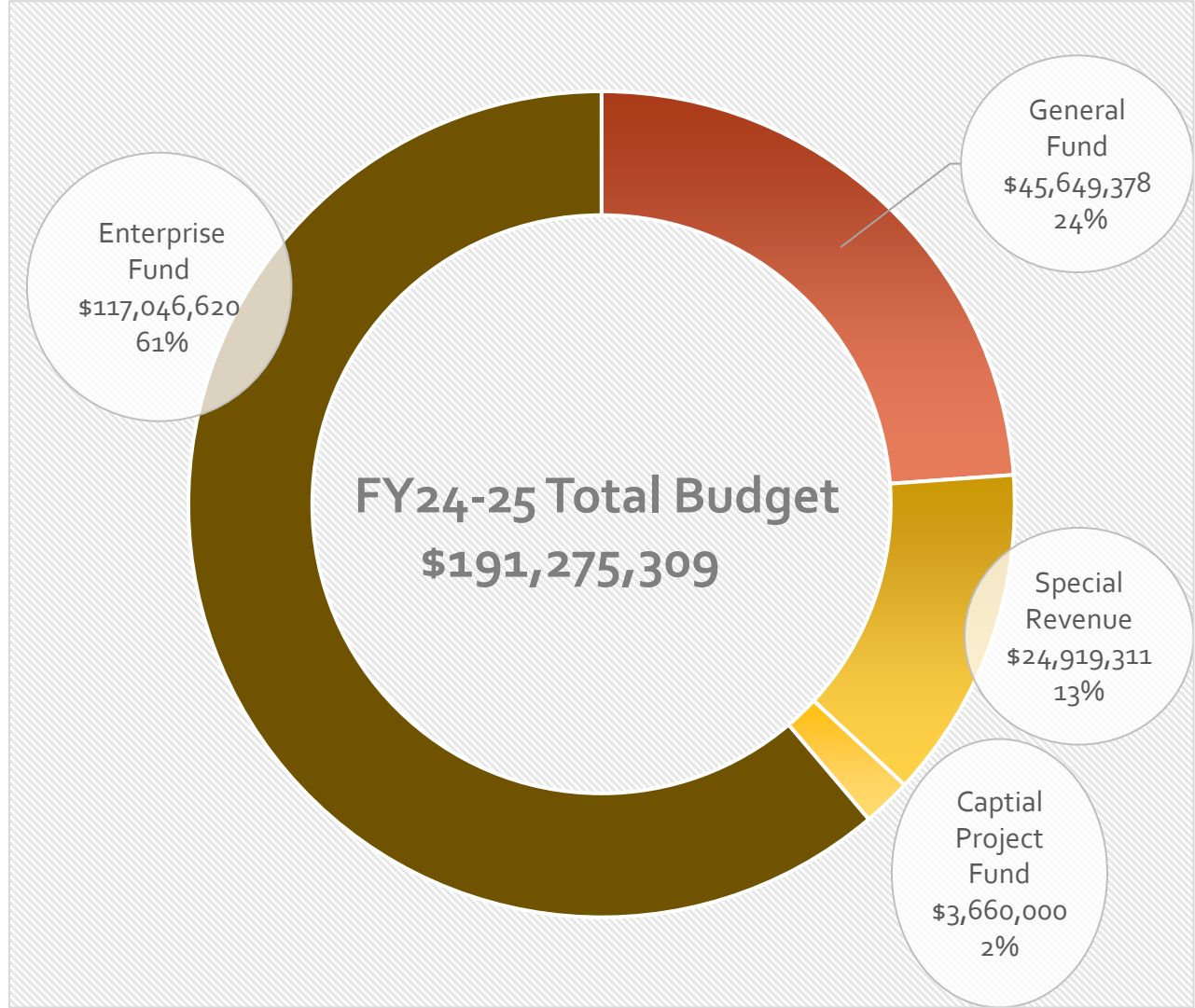
Community Enhancements Priorities

- ❖ Update of Zip Code: Area 30349 reclassified to 30337
- ❖ Development of a New Park on Godby Road
- ❖ Installation of Four Flashing Crosswalks on Godby Road
- ❖ Tracey Wyatt Recreation Center renovations
- ❖ Senior Facility/Community House renovations
- ❖ Enhancements to Zupp Park
- ❖ Full-time personal Legislative/BIDA Assistant
 - ❖ This will be a shared position with BIDA
- ❖ Construction of a Sound Barrier along I85 near Holiday and Princeton Village as a collaborative project with the Georgia Department of Revenue

Community Enhancement Priorities

- ❖ Citywide 8th Annual Festival
- ❖ Citywide Right of Way Landscape Enhancement
- ❖ Herschel Road and Main Street (formerly Roosevelt Hwy) Pocket Park/Dog Park: The 0.4-acre parcel under consideration for Quick Claim by Fulton County Government





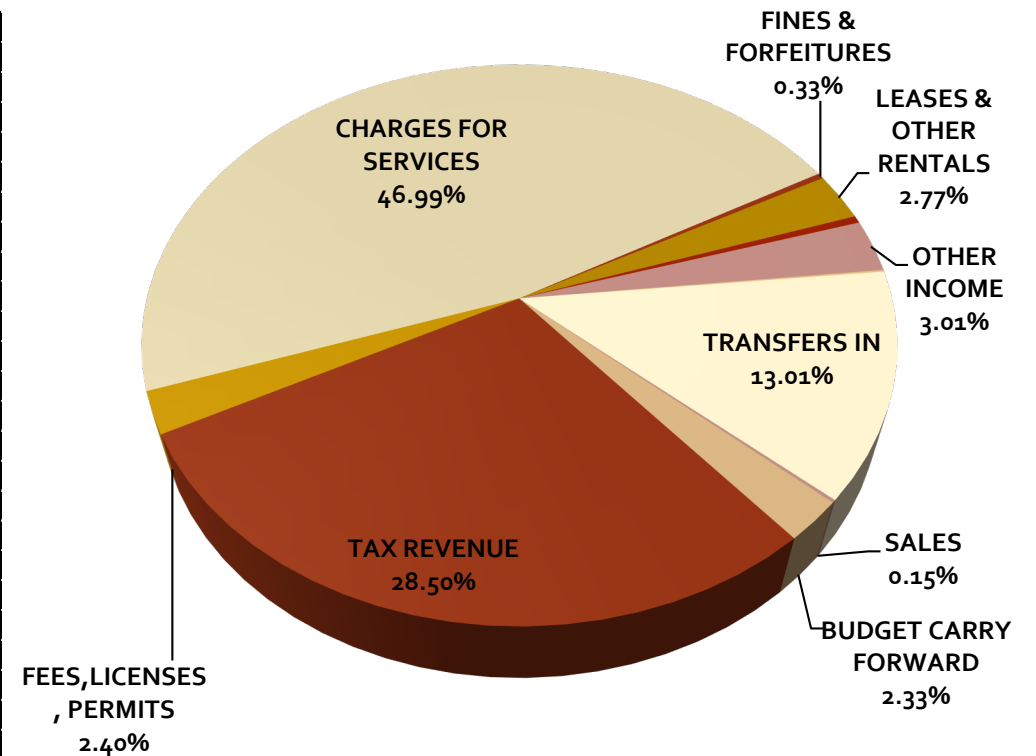
FY2024-2025 CITY-WIDE RECOMMENDED BUDGET

CITYWIDE REVENUE	2020-2021	2021-2022	2022-2023	2023-2024	2024-2025	% Change
REVENUE SUMMARY	ACTUAL	ACTUAL	ACTUAL	ADOPTED	RECOMMENDED	from 2023-24
TAX REVENUE	\$ 36,553,023	\$ 45,357,390	\$ 61,528,920	\$ 52,642,452	\$ 54,409,622	3.36%
FEES,LICENSES, PERMITS	3,807,577	4,321,273	5,536,600	4,380,000	4,580,000	4.57%
CHARGES FOR SERVICES	51,436,258	63,980,972	71,663,072	81,382,801	89,690,119	10.21%
FINES & FORFEITURES	593,239	653,619	612,434	572,500	630,000	10.04%
LEASES & OTHER RENTALS	4,456,800	2,280,643	1,116,482	5,104,309	5,284,231	3.52%
INTERGOVERNMENTAL REVENUE	1,559,642	4,672,316	11,183,656	-	800,000	N/A
OTHER INCOME	5,834,606	5,020,849	4,794,207	4,336,309	5,742,689	32.43%
INTEREST INCOME	3,214	4,086,670	4,896,219	58,500	200,500	242.74%
INTERFUND TRANSFERS IN	25,573,928	15,145,678	17,836,852	20,041,743	24,833,930	23.91%
SALES	51,867	80,432	77,716	95,000	279,000	193.68%
BOND PROCEEDS	-	12,633,949	-	-	-	N/A
BUDGET CARRY FORWARD	-	-	-	1,936,748	4,438,469	129.17%
COMMISSIONS	38,265	180,649	151,370	333,000	386,749	16.14%
TOTAL REVENUE	\$ 129,908,418	\$ 158,414,440	\$ 179,397,528	\$ 170,883,362	\$ 191,275,309	11.93%

CITYWIDE REVENUE	2020-2021	2021-2022	2021-2022	2023-2024	2024-2025	% Change
FUND SUMMARY	ACTUAL	ACTUAL	ACTUAL	ADOPTED	RECOMMENDED	from 2023-24
GENERAL FUND	\$ 31,417,758	\$ 37,246,867	\$ 43,787,067	\$ 43,923,265	\$ 45,649,378	3.93%
CONFISCATED DRUGS FUND	29,466	39,402	3,018	10,000	10,000	0.00%
STATE DRUG FUNDS	12,327	32,865	35,299	14,000	14,000	0.00%
E 911 SERVICES FUND	885,380	965,400	995,755	1,276,654	1,239,241	-2.93%
CDBG FUND	382,487	763,718	413,698	-	-	N/A
AMERICAN RESCUE ACT FUND - ARPA	-	2,970,462	2,830,460	-	-	N/A
GRANT FUNDS	168,223	436,935	7,384,851	-	-	N/A
TSPLOST	2,513,700	13,902,114	3,339,075	2,760,000	3,300,000	19.57%
MUNICIPAL OPTION SALES TAX - MOST	-	-	-	750,000	-	-100.00%
GICC SPECIAL DISTRICT TAX	461,903	523,997	506,295	509,170	509,160	0.00%
HOSPITALITY FUND	9,142,214	13,133,845	15,121,421	14,246,902	17,051,910	19.69%
TAX ALLOCATION DISTRICT	199,984	367,805	251,551	496,000	395,000	-20.36%
CAR RENTAL TAX FUND	580,470	3,600,000	6,327,637	5,462,748	5,700,000	4.34%
SPLOST FUND	280,443	302,506	336,884	332,000	360,000	8.43%
WATER/SEWER FUND	8,933,119	10,044,034	17,278,127	10,529,388	11,319,371	7.50%
ELECTRIC/POWER FUND	39,222,882	42,171,821	45,504,077	54,056,375	51,653,000	-4.45%
GOLF COURSE	462,382	489,762	628,916	753,399	735,183	-2.42%
SANITATION FUND	3,276,692	3,310,517	3,335,256	3,469,130	4,686,191	35.08%
CONVENTION CENTER FUND	12,435,892	10,303,461	13,327,003	13,503,881	17,564,787	30.07%
ARENA	6,578,574	5,828,065	6,367,074	7,486,314	7,013,217	-6.32%
FEDERAL AVIATION ADMIN	3,450,946	4,966,218	4,193,912	3,811,891	3,955,313	3.76%
BUSINESS IND DEVEL AUTH	8,256,247	5,439,902	5,985,214	6,051,837	17,863,550	195.18%
STORM WATER UTILITY FUND	1,217,332	1,574,744	1,444,938	1,440,408	2,256,008	56.62%
TOTAL REVENUE	\$ 129,908,418	\$ 158,414,440	\$ 179,397,528	\$ 170,883,362	\$ 191,275,309	11.93%

FY2024-2025 RECOMMENDED BUDGET

CITY-WIDE BUDGET (REVENUE BY SOURCE CATEGORY)

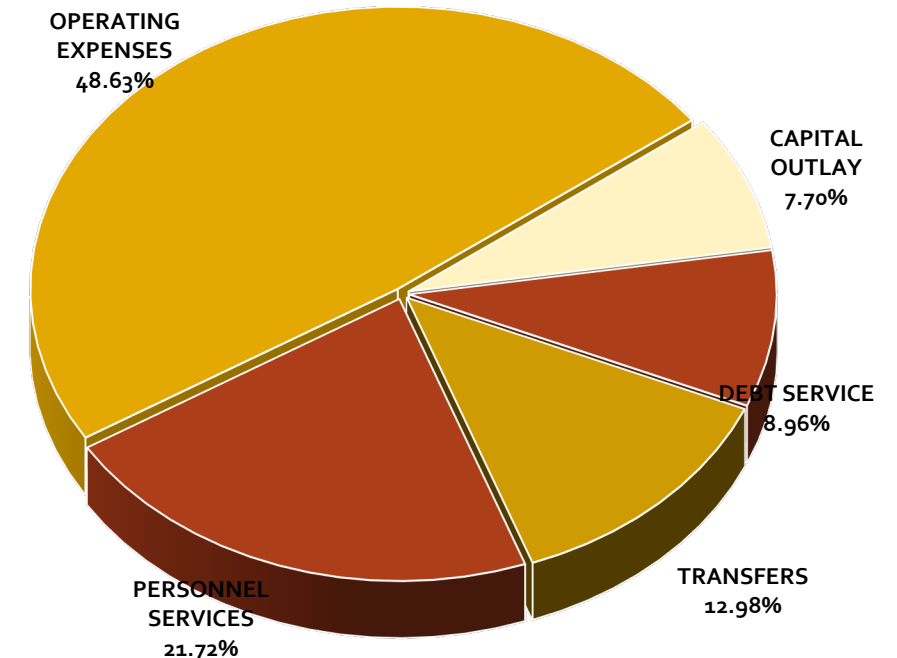


CITYWIDE EXPENSE CATEGORY SUMMARY	2020-2021 ACTUAL	2021-2022 ACTUAL	2022-2023 ACTUAL	2023-2024 ADOPTED	2024-2025 RECOMMENDED	% Change from 2023-24
PERSONNEL SERVICES	\$ 27,406,162	\$ 28,348,493	\$ 34,798,412	\$ 41,186,998	\$ 41,537,770	0.85%
OPERATING EXPENSES	64,908,659	78,124,550	82,727,164	83,434,845	93,025,035	11.49%
CAPITAL OUTLAY	692,884	3,377,063	20,967,671	13,414,316	14,736,905	9.86%
DEBT SERVICE	6,091,602	7,495,911	6,007,678	12,805,460	17,141,669	33.86%
INTERFUND TRANSFERS OUT	25,573,928	15,145,678	17,836,852	20,041,743	24,833,930	23.91%
TOTAL EXPENSES	124,673,235	132,491,695	162,337,777	170,883,362	191,275,309	11.93%

CITYWIDE EXPENSE FUND SUMMARY	2020-2021 ACTUAL	2021-2022 ACTUAL	2022-2023 ACTUAL	2023-2024 ADOPTED	2024-2025 RECOMMENDED	% Change from 2023-24
GENERAL FUND	\$ 36,043,684	\$ 30,378,883	\$ 35,279,969	\$ 43,923,265	\$ 45,649,378	3.93%
CONFISCATED DRUGS FUND	2,807	2,125	-	10,000	10,000	0.00%
STATE DRUG FUNDS	4,770	8,218	3,420	14,000	14,000	0.00%
E 911 SERVICES FUND	871,769	865,250	964,970	1,276,654	1,239,241	-2.93%
CDBG FUND	266,247	807,122	351,395	-	-	N/A
GRANT FUNDS	109,281	565,693	7,804,983	-	-	N/A
AMERICAN RESCUE ACT FUND - ARPA	-	2,970,462	2,830,460	-	-	N/A
TSPLOST	58,700	2,496,132	10,599,075	2,760,000	3,300,000	19.57%
MUNICIPAL OPTION SALES TAX - MOS'	-	-	-	750,000	-	-100.00%
GICC SPECIAL DISTRICT TAX	371,650	410,050	642,095	509,170	509,160	0.00%
HOSPITALITY FUND	9,832,849	9,197,603	11,402,478	14,246,902	17,051,910	19.69%
TAD ALLOCATION DISTRICT	983,881	195,068	18,816	496,000	395,000	-20.36%
CAR RENTAL TAX FUND	4,278,902	3,564,038	4,988,245	5,462,748	5,700,000	4.34%
SPLOST FUND	343,745	-	-	332,000	360,000	8.43%
WATER/SEWER FUND	9,030,968	9,707,066	10,628,292	10,529,388	11,319,371	7.50%
ELECTRIC/POWER FUND	35,222,080	38,863,896	41,343,257	54,056,375	51,653,000	-4.45%
GOLF COURSE	478,207	530,613	607,309	753,399	735,183	-2.42%
SANITATION FUND	2,881,730	3,071,191	3,347,548	3,469,130	4,686,191	35.08%
CONVENTION CENTER FUND	9,191,864	13,098,881	16,127,163	13,503,881	17,564,787	30.07%
ARENA	4,894,135	5,149,186	6,467,601	7,486,314	7,013,217	-6.32%
FAA	3,562,246	3,523,180	3,403,930	3,811,891	3,955,313	3.76%
BUSINESS IND DEVEL AUTH	4,329,125	6,184,205	4,723,473	6,051,837	17,863,550	195.18%
STORMWATER UTILITY FUND	1,914,596	902,833	803,298	1,440,408	2,256,008	56.62%
TOTAL EXPENSES	\$ 124,673,235	\$ 132,491,695	\$ 162,337,777	\$ 170,883,362	\$ 191,275,309	11.93%

FY2024-2025 RECOMMENDED BUDGET

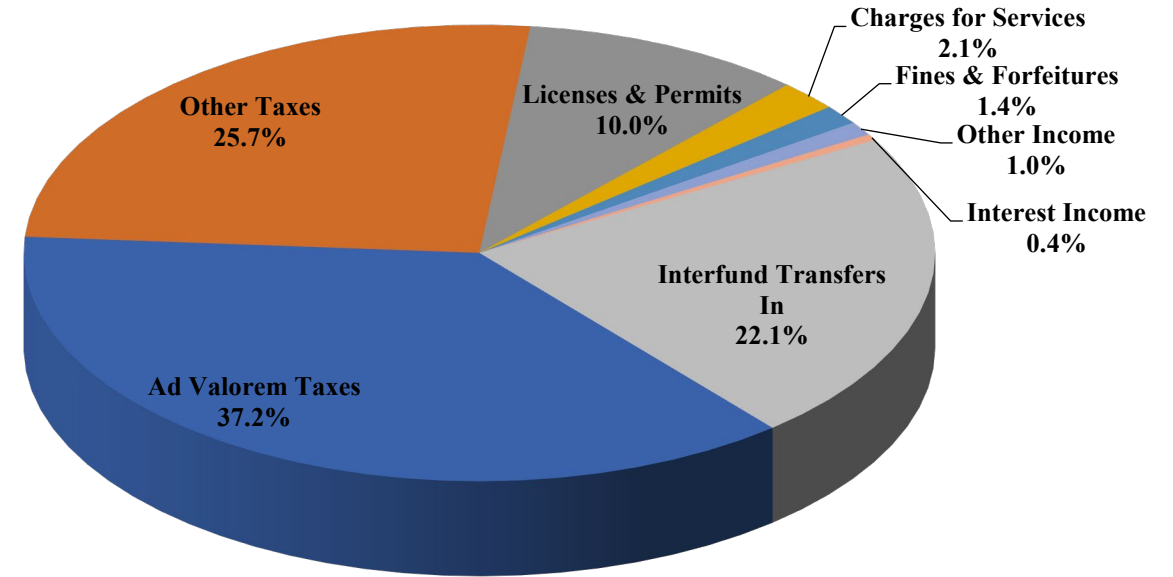
CITY-WIDE BUDGET (EXPENSES BY CATEGORY)





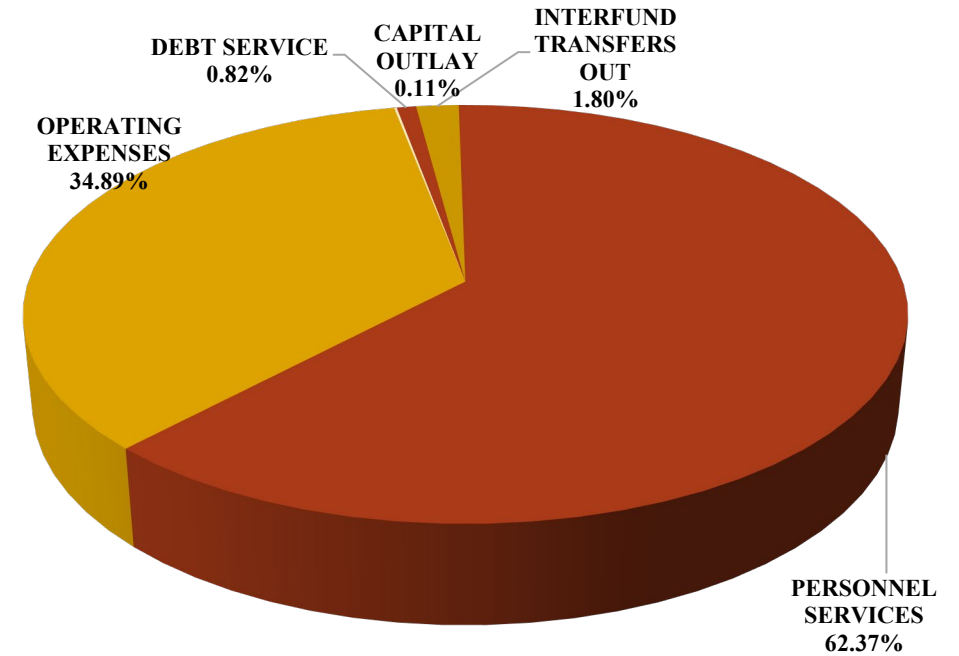
General Fund revenues by sources

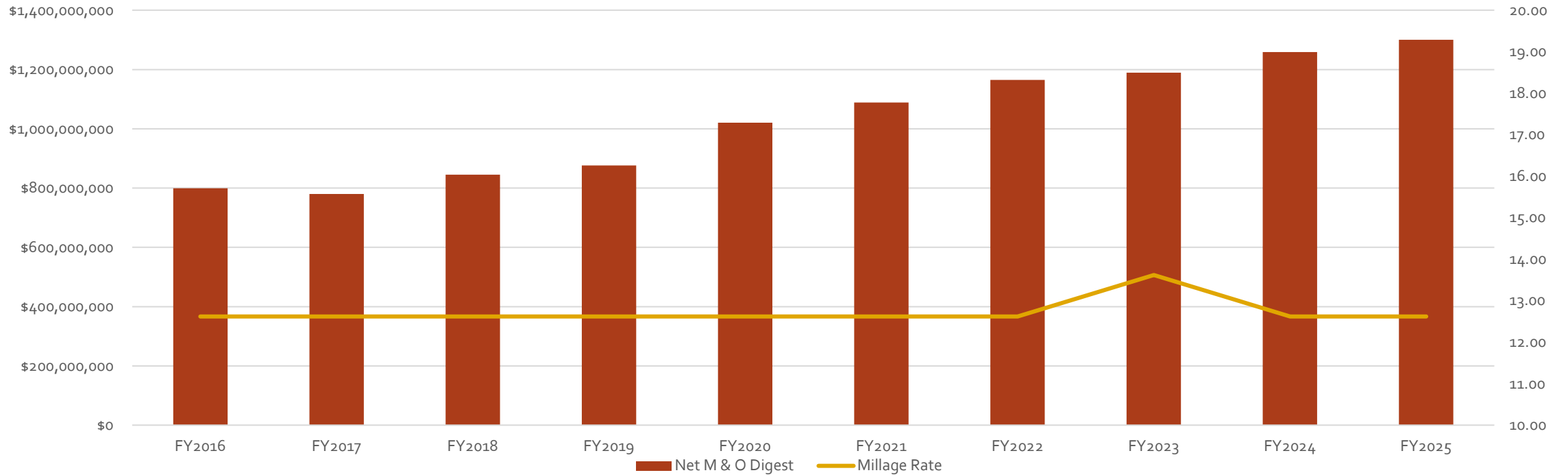
General Fund Revenues	FY2024/2025	
	Recommended	% of Total
Ad Valorem	16,998,624	37.2%
Other Taxes	11,715,150	25.7%
Licenses & Permits	4,580,000	10.0%
Charges for Services	973,000	2.1%
Fines & Forfeitures	630,000	1.4%
Other Income	446,505	1.0%
Interest Income	200,500	0.4%
Transfers In	10,105,599	22.1%
Total	\$ 45,649,378	



GENERAL FUND SUMMARY	2020-2021	2021-2022	2022-2023	2023-2024	2024-2025	% Change
DEPARTMENT BUDGET	ACTUAL	ACTUAL	ACTUAL	ADOPTED	RECOMMENDED	from 2023-24
Legislative	\$ 684,684	\$ 844,977	1,142,152	\$ 1,183,098	\$ 1,071,014	-9.47%
Executive	1,963,690	1,957,214	1,753,478	2,093,081	2,018,955	-3.54%
Financial Administration	340,312	343,142	423,698	525,938	537,258	2.15%
Accounting	387,661	463,199	505,589	606,697	602,679	-0.66%
Business License	87,968	84,132	91,716	127,493	134,200	5.26%
Purchasing	84,205	84,671	102,641	122,465	128,199	4.68%
Information Technology	1,221,739	1,197,507	1,217,987	1,451,923	1,630,732	12.32%
Human Resources	570,421	805,439	1,081,739	901,076	884,413	-1.85%
Public Information	300,747	258,575	345,006	485,376	511,057	5.29%
Engineering	252,404	401,081	431,329	640,220	659,538	3.02%
Municipal Court	481,015	509,131	556,162	576,815	673,907	16.83%
Police Administration	1,802,371	2,359,367	2,323,240	2,994,064	2,964,807	-0.98%
Police Investigations	1,171,839	1,363,502	1,606,697	1,451,448	1,454,569	0.22%
Police Patrol	7,169,106	5,315,499	6,733,146	9,836,614	8,741,470	-11.13%
Corrections	398,014	367,307	349,771	567,415	538,211	-5.15%
Fire Administration	690,138	633,258	945,097	1,023,577	1,082,416	5.75%
Fire Suppression	5,497,526	4,750,881	5,770,152	8,485,680	7,793,917	-8.15%
Emergency Medical Service	225,735	211,483	236,090	401,953	247,436	-38.44%
Public Works Administration	61,038	69,312	89,255	104,560	117,943	12.80%
Highways & Streets	668,157	866,380	908,296	1,013,809	1,047,271	3.30%
Building & Grounds	921,149	1,181,214	1,399,169	1,691,298	1,672,293	-1.12%
Recreational Administration	381,586	473,048	570,382	612,755	555,261	-9.38%
Recreation Programs	1,214,099	1,704,555	2,228,500	2,241,356	2,280,730	1.76%
Recreation Facilities	868,913	1,302,551	1,765,290	1,747,866	1,556,076	-10.97%
Parks	100,645	-	-	-	-	N/A
Inspections	330,253	799,653	740,973	585,471	1,042,646	78.09%
Economic Development	317,422	459,521	751,218	1,208,169	732,701	-39.35%
Main Street Development	140,354	143,208	143,370	205,219	218,859	6.65%
Multi Departmental	124,884	543,662	261,387	141,175	3,927,200	N/A
Transfers Out	7,585,609	885,414	806,439	896,654	823,620	-8.15%
TOTAL EXPENDITURES	\$ 36,043,684	\$ 30,378,883	\$ 35,279,969	\$ 43,923,265	\$ 45,649,378	3.93%

General Fund Expense by Department





10-year history of The General Fund's taxable property values and operating millage Rate



Customer Service

Utilities Billing/Collection Manager - \$94,217 (Salary & Benefits)

Operating Supplies - \$3,500

Total - \$97,717

Georgia International Convention Center

Assistant Director of Security - \$110,063 (Salary & Benefits)

Business Industrial Development Authority

Executive Director - - \$166,534 (Salary & Benefits)

***POSITIONS
REQUESTED, FUNDED
IN FY2024-FY2025***

POSITION CONSIDERATIONS REQUESTED, *NOT FUNDED*



DEPARTMENT	POSITION TITLE	NUMBER OF POSITIONS	WAGES	FRINGE BENEFITS	OPERATING SUPPLIES	VEHICLES	TOTAL
New Positions:							
Inspections	Code Enforcement Supervisor	1	76,088	27,701	-	-	103,789
Inspections	Code Enforcement Officer	1	52,830	22,190	-	-	75,020
Business License	Office Assistant	1	35,508	18,085	-	-	53,593
Recreation Facilities	Center Supervisor	1	55,798	22,893			78,691
Building & Ground	Laborer I	3	105,170	53,934			159,104
Building & Ground	Laborer II	1	38,650	18,830			57,479
Fire Administration	Fire Inspector	1	59,958	24,579	14,700		99,237
New Positions Total		9	424,001	188,212	14,700	-	626,913

Capital equipment requested, *Not Funded*

General Fund

<u>DEPARTMENTS</u>	<u>DESCRIPTION</u>	<u>NUMBER OF UNITS</u>	<u>COST PER UNIT</u>	<u>CITY MANAGER REQUESTED</u>
Legislative	Vehicles - New	1	30,000	30,000
Subtotal - Legislative				30,000
Public Information	Office Equipment - Replace	1	15,000	15,000
Subtotal - Public Information				15,000
Engineering	Vehicles - New Personnel	1	45,000	45,000
Subtotal - Engineering				45,000
Police Administration	Building - Carpet Replacement	1	86,000	86,000
Subtotal - Police Administration				86,000
Police Patrol	Vehicles - New	9	50,000	450,000
	Vehicles - New (Outfit Packaging)	9	13,000	117,000
	Vehicles - New (Motorola)	9	7,000	63,000
	Vehicles - Replace	6	50,000	300,000
	Vehicles - Replace (Motorola)	6	7,000	42,000
	Vehicles - Replace (Outfitting Packaging)	6	13,000	78,000
Subtotal - Police Patrol				1,050,000
Fire Administration	Station 1 Upgrade	1	130,000	130,000
	Station 1 Equipment Upgrade	1	15,000	15,000
Subtotal - Fire Administration				145,000
Public Work Administration	Office Equipment - New	1	5,000	5,000
Subtotal - Public Work Administration				5,000
Highway & Street	Other Equipment - Replace	1	210,000	210,000
Subtotal - Highway & Street				210,000
Buildings & Grounds	Vehicle - Replace	1	52,800	52,800
	Vehicle - Replace	2	63,256	126,512
	Vehicle - Replace	1	59,400	59,400
	Other Equipment - Replace	3	11,115	33,345
	Other Equipment - Replace	1	53,611	53,611
Subtotal - Buildings & Grounds				325,668

Capital equipment requested, *Not Funded* *Other Funds*


Recreation Admin	Other Equipment - New	1	46,000	46,000
	Other Equipment - New	1	50,000	50,000
Subtotal - Recreation Admin				96,000
Recreation Facilities	Phillip Park Fencing for Soccer Field	1	60,000	60,000
	Phillips Park Playground	1	325,000	325,000
	Track Resurface	1	90,000	90,000
	Zupp Park Playground	1	625,000	625,000
Subtotal - Recreation Facilities				1,100,000
Fire Administration	Vehicles - Replace	1	49,543	49,543
	Vehicles - Lighting Package	1	24,888	24,888
Subtotal - Fire Administration				74,431
Inspections	Vehicles - New Personnel	2	43,500	87,000
	Furniture/Fixtures New	1	10,000	10,000
Subtotal -Inspections				97,000
Economic Development	Land	1	50,000	50,000
Subtotal - Economic Development				50,000
Grand Total - General Fund				3,329,099



FY2024/2025 Major Increases Requested

- Citywide Capital Outlay total- \$ 14,736,905
 - General Fund - \$50,000
 - Other Funds – \$14,686,905

- Employee Increase – 5% cost of living increase- \$1,723,280 (**Not Funded**)
 - General Fund costs - \$1,189,926
 - Other Funds costs - \$533,354



❖ The budget does not factor in any increases associated with the pension or healthcare plan cost,



Remaining Budget Meetings

<p>May 2, 2024 – 6:30pm (Thursday)</p> <p>Goal #1 Local Economy and Growth Economic Development; Main Street, BIDA, TAD</p> <p>Goal #5 Governance & Customer Service Information Technology</p>	
<p>May 7, 2024 – 6:30pm (Tuesday)</p> <p>Goal #2 Quality of Life Recreation Administration, Programs, Facilities; Engineering; T-SPLOST; SPLOST;</p>	<p>May 14th, 2024 – 6:30pm (Tuesday)</p> <p>Goal #4 Public Safety & Security Power-Line, Warehouse; Customer Service, Meter Reading;</p>
<p>May 9th, 2024 – 6:30pm (Thursday)</p> <p>Goal #2 Quality of Life Public Works-Administration, Highways & Streets, Building & Grounds; Sanitation; Storm Water Utility; Water/Sewer.</p>	<p>May 15th, 2024 – 6:30pm (Wednesday)</p> <p>Goal #4 Public Safety & Security Fire Administration, Suppression, EMS</p>
<p>May 13th, 2024 – 6:30pm (Monday)</p> <p>Goal #3 Transportation & Mobility Executive</p> <p>Goal #4 Public Safety & Security Muni-Court, Police-Administration, Investigations, Patrol, Corrections, E911 Communications, Confiscated & State Drug Funds;</p>	<p>May 16th, 2024 – 6:30pm (Thursday)</p> <p>Goal #5 Governance & Customer Service FAA; Legislative; Financial Administration; Accounting; Purchasing; Human Resources; Public Information; Other Considerations</p>



Any Questions??